



THE WHEELCHAIR PRESSURE REDISTRIBUTION SOLUTION

A better fit to better lives.

Once a decubitus (pressure) ulcer has developed, wheelchair users can face painful treatments, months of bed rest, hospitalization, and in the worst cases, sepsis. An effective pressure redistribution strategy is key to the prevention of pressure ulcers and now, identifying those high pressure points that can indicate the risk of pressure ulcers is easier than ever. XSENSOR, the company that developed the **X3 Wheelchair Seating System**, is proud to introduce the next generation of wheelchair pressure mapping technology.

ForeSite SS is a powerful, and easy-to-use system for the measurement of body surface pressures that are a key factor in the development of pressure ulcers. Designed for seating professionals, ForeSite allows therapists to record and analyze interface pressure data—providing the information they need to develop an effective pressure relief strategy. In addition, patients can use the visual feedback provided by ForeSite to learn ways that they can relieve these pressures. Delivered with the LX100—a durable, cleanable, factory-calibrated sensor—ForeSite SS provides the the accuracy and resolution required by rehabilitation specialists.



The LX100 Sensor

The LX100 is the latest and most advanced pressure imaging sensor available for wheelchair assessment. With its combination of accuracy, calibration stability, conformability, image quality, and durability, you can rely on ForeSite SS to provide solid returns on your investment. And because of technology advances, it never needs to be recalibrated—so you can rely on accurate pressure measurements for the entire life of the sensor.

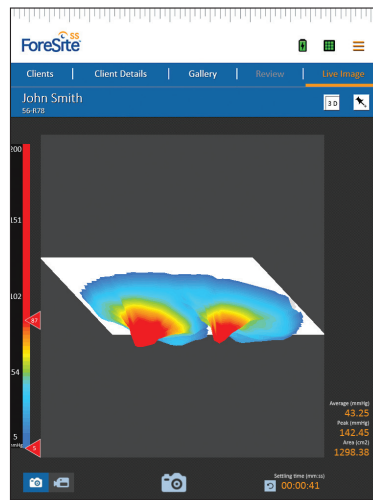
The LX100 is very thin, flexible and light. The pad conforms easily to the chair's seat and back, giving you an accurate view of the pressure distribution on the seat.

ForeSite SS Benefits

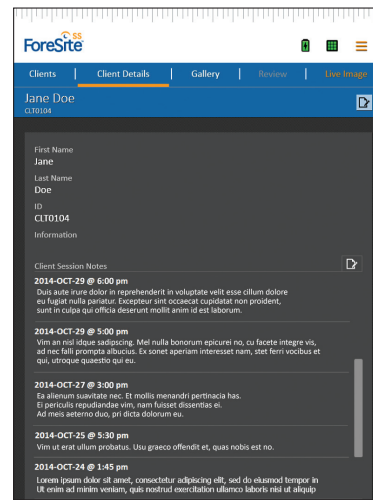
- **Wireless communication (Bluetooth)** between sensor and tablet
- **Medically-certified tablet** is light, modern, & easy to use
- **Heightened data security**
Data encryption
- **Intuitive, user-friendly interface**
New software is simple to learn and allows the user more control over client files
- **Capture and manage still frame images and recordings**
Valuable for clinical reporting
- **Easily transfer data and images**
Generate reports within the software — data sharing and transfer between users is greatly simplified
- **Very accurate sensor**
Factory calibrated LX100 sensor
- **WiFi network connectivity**
Enables users to send data via email



LX100 sensors offer superior image quality and are cleanable, eliminating the need for disposable sleeves. They are extremely durable, yet light and flexible for better conformability.



View ForeSite SS images in 2D or 3D



Notes can be added and attached to each session for a more complete record.


ForeSite SS software is installed before the tablet is in your hands, meaning you can be up and running within minutes.

The ForeSite SS System

- **Flexible sensor pad** embedded with thousands of sensor cells that continuously measure the patient's body surface pressures
- **Touchscreen tablet** that displays real-time images of elevated pressures
- **ForeSite SS software** that clearly shows the various pressures applied to the sensor pad, highlighting higher or lower values in the pressure distribution

With ForeSite SS clinicians can set up a file for each client, store stills or videos of pressure images, then share them via email. Advanced data security keeps your client's information safe. The system's user-friendly software requires minimal training and provides simple, visual results.

ForeSite SS includes:



• Optional Touchscreen Tablet

• Wireless (or Wired) Sensor Pack

• ForeSite SS Deskop Software on Supplied USB

• An optional back sensor can provide a more complete image of the client's pressure distribution and peak pressure points.

• Choice of Available Sensors



*All ForeSite SS packages come with a power supply and a soft carry case.

Available seat sensors for the ForeSite SS packages:

LX100:36.36.02, PX100:36.36.02, LX100:40.40.02, PX100:40.40.02,
LX100:48.48.02, PX100:48.48.02, LX100:40.64.02, PX100:40.64.0

Available mattress sensors for the ForeSite SS packages:

PX100:26.64.01, PX100:48.144.02, PX100:64.160.02

SPECIFICATIONS

Preferred Sensor Offering

LX100:	36.36.02
Total Area:	26" x 26" (66cm x 66cm)
Sensing Area:	18" x 18" (45.7cm x 45.7cm)
Spatial Resolution:	0.5" (12.7mm)
Pressure Range:	0.07-2.7 N/cm ² (0.1-3.87 psi)
Calibration:	ISO/IEC 17025 Accredited
Accuracy:	± 5% full scale
Sampling Frame Rate:	4 frames/s
Ingress Protection:	IP55 dust protected, water jets
Cleanability:	TIR30

ForeSite SS Tablet

Display:	9.7 inch high quality LED Panel
Resolution:	1024 x 768
Touchscreen:	capacitive multi-touch
Dimensions:	(W X L X H) 267 x 210.6 x 22 mm
Weight:	0.99 Kg (w/o accessories)
Drop:	4 feet (1.2m) onto concrete
Ingress Protection:	IP54 dust protected, splashing water
Power Input:	12 VDC
Power Consumption:	9 W typ.

System

Electrical/Mechanical Safety:	IEC/EN 60601-1:3rd Ed.
Electromagnetic Compatibility:	IEC/EN 60601-1-2:3rd Ed.



About ForeSite

XSENSOR's ForeSite pressure imaging systems allow caregivers and patients to see what could never be seen before — the persistent body surface pressures that are a key factor in the onset of decubitus ulcers. Visual, easy-to-understand pressure images generated by ForeSite identify areas that are experiencing elevated pressures, giving clinicians and patients the information they need to make body position adjustments before pressure ulcer development occurs.



XSENSOR® Technology Corporation

www.xsensor.com

XSENSOR Technology Corporation
133 12 Avenue SE
Calgary, Alberta T2G 0Z9, Canada
North America: 403-266-6612
1-866-927-5222
Email: sales@xsensor.com



XSENSOR Technology Corporation is an A2LA accredited calibration laboratory. We are accredited to ISO/IEC 17025 for the specific calibrations listed on A2LA Certificate Number 3589.01.